



Antimicrobial Resistance (AMR): Vaccines

Trends in R&D funding for vaccines to fight AMR

447 projects

702 million USD

97 funders

(Global AMR R&D Hub Dynamic Dashboard data as at January 2023.)

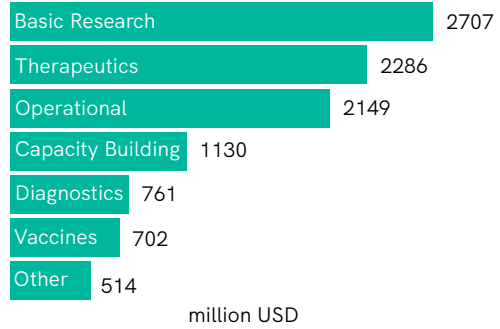
INVESTMENTS

Since 2017...

just 7% of investments in AMR R&D have gone towards vaccines.

There has been...

3x less funding for R&D in AMR vaccines than in AMR therapeutics.

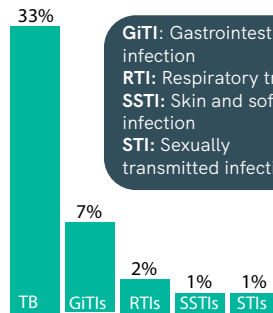


PRIORITY AREAS

94% of investments go toward fighting bacterial infections.

R&D for vaccines against priority bacterial pathogens receives **87% of funding**.*

Just **2% (17 million USD)** of AMR vaccine R&D funding goes toward developing vaccines against fungal infections.



GiTI: Gastrointestinal tract infection
 RTI: Respiratory tract infection
 SSTI: Skin and soft tissue infection
 STI: Sexually transmitted infection


Nearly half (45%)* of vaccines-only projects target specific diseases. Of these projects, tuberculosis (TB)-related research receives **33% (214 million USD)** of total investments.

*based on funding for single-research-area projects (vaccines only)

ONE HEALTH

90% of investments (**634 million USD**) target AMR vaccines for humans.

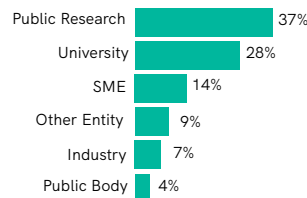
Funding for animal health (9%) and cross-sectoral projects (2%) accounts for **just 11% of total investments**.



FUNDING

73% of funding (**522 million USD**) for AMR vaccines R&D is from the US and EU.

Vaccines R&D funding is highly concentrated in a small number of countries, with the US providing 54%, followed by the EU (19%) and the UK (13%).



The majority of funding goes to public research organizations and universities.

GAPS, OPPORTUNITIES, & RECOMMENDATIONS

- Increase support for R&D targeting priority pathogens of all types, including antifungals.
- Increase support for development of diagnostics across the full One Health spectrum.
- Align R&D of therapeutics, diagnostics, and vaccines targeting the same pathogens and/or diseases.
- Establish targets for AMR R&D based on priority needs.
- Focus on developing funding partnerships to create diversity in funding streams.

SPONSORED BY THE



Source: Global AMR R&D Hub Dynamic Dashboard

Data from the Dynamic Dashboard covers AMR R&D funding from public and philanthropic donors globally since 1 January 2017.

dashboard.globalamrhub.org @GlobalAMRHub

GLOBAL AMR R&D HUB

