

Antimicrobial Resistance (AMR): Therapeutics

Trends in R&D funding for treatments to fight AMR



1540 projects

2286 million USD

110 funders

(Global AMR R&D Hub Dynamic Dashboard data as at January 2023.)

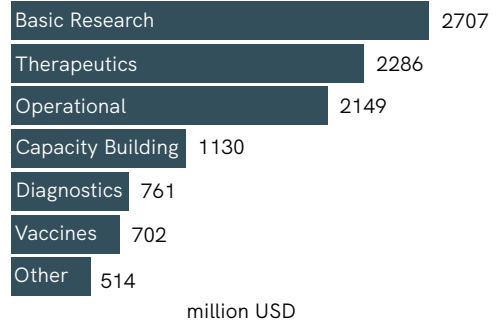
INVESTMENTS

Since 2017...

23% of investments in AMR R&D have gone towards therapeutics.

There has been...

3x more funding for R&D in AMR therapeutics than for R&D in AMR diagnostics or vaccines.

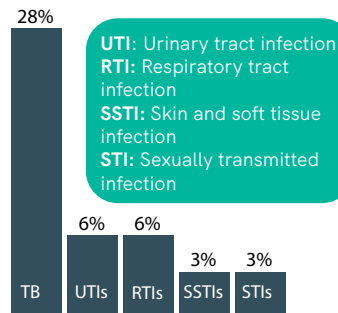


PRIORITY AREAS

96% of investments in AMR therapeutics R&D target bacterial pathogens.

R&D for treating priority bacterial pathogens receives **66% of funding**.*

Just **4% (92 million USD)** of therapeutics R&D funding goes toward antifungals.




More than half (53%)* of therapeutics-only projects target specific diseases. Of these projects, tuberculosis-related research receives **28% (543 million USD)** of funding.

*based on funding for single-research-area projects (therapeutics only)

ONE HEALTH

97% of investments in AMR therapeutics R&D target human health.

Just **2% (46 million USD)** of funding targets animal health, while combined investments in plant health, environmental health, and cross-sector R&D make up **less than 1%** of the total.



FUNDING

Around...

69% of funding for AMR therapeutics R&D comes from the US and the EU.

Nearly...

80% of funding for AMR therapeutics R&D goes to SMEs and universities.

GAPS, OPPORTUNITIES, & RECOMMENDATIONS

- Increase support for R&D targeting priority pathogens of all types, including antifungals.
- Increase support for development of therapeutics across the full One Health spectrum, including for alternatives to antibiotics.
- Align R&D of therapeutics, diagnostics, and vaccines targeting the same pathogens and/or diseases.
- Further evaluation of the link between investment in AMR therapeutics and impact on the pipeline of products is needed.
- Establish targets for AMR R&D based on priority needs.
- Focus on developing funding partnerships to create diversity in funding streams.

SPONSORED BY THE



Source: Global AMR R&D Hub Dynamic Dashboard

Data from the Dynamic Dashboard covers AMR R&D funding from public and philanthropic donors globally since 1 January 2017.

dashboard.globalamrhub.org @GlobalAMRHub

GLOBAL AMR R&D HUB

